

MasterMover[®]

Compact Range

Compact electric tuggers and tows
for powerful, precise movement
of loads up to 6,600 lbs.

Compact +



Compact +

Safer material handling

Streamline your material handling processes with our **Compact** electric tuggers and tows. Designed for safer, controlled movement of loads up to 6,600 lbs, businesses across industrial manufacturing, retail, and logistics trust MasterMover electric tuggers to improve safety and efficiency.

Eliminating manual handling and reducing risk of injury during load movement, our **Compact** electric tuggers allow a single operator to move heavy loads with total confidence.

With a compact footprint, our electric tuggers and tows make it easy to maneuver and position awkward loads in the tightest spaces. An effective alternative to traditional material handling equipment, electric tuggers do not require a license to operate, boosting operational efficiency and productivity.

MasterMover.



What is an electric tugger?

Electric tuggers are a type of material handling equipment designed to move heavy, wheeled loads.



How do they work?

With no license needed, electric tuggers keep loads safely on the ground. To generate traction, they either use our unique weight transfer principle or the weight of the machine itself, allowing the heaviest loads to be moved easily.

How are they powered?

Electric tuggers are 100% battery powered, with different power options available depending on your requirements: from interchangeable maintenance-free battery systems to lithium options for high-intensity workflows.

What control types are available?

Electric tuggers are available as pedestrian-operated, remote control, or even as fully autonomous solutions (AGV).


How do tuggers connect to a load?

Electric tuggers are available with a range of coupling options for safe, secure, and robust connection between the machine and the load.

Compact +



Electric tugger benefits



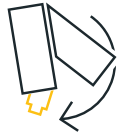
Powerful movement

Safe movement of loads up to 6,600 lbs.



24/7 operation

Interchangeable batteries for 24/7 operation



Precision control

Precise movement of heavy loads in tight spaces



Durability

Unmatched durability in the toughest environments



Improved safety

Safe and secure movement of loads



Zero emissions

Supporting sustainability and net-carbon targets



Reduce risk

Eliminate manual handling



No operator license

Reduce downtime and process disruption



Maneuverability

Small, compact machine footprint



Secure connections

Extensive coupling options for safe, secure connection

Compact +

SmartMover

Compact machines, powerful movements

Easily move wheeled loads weighing up to 4,400 lbs. with the SmartMover series. For effortless pushing, pulling, and steering, the SmartMover improves safety, removes manual handling, and drives operational efficiency.

With robust yet simple coupling systems, the SmartMover series ensures loads are secure and gives operators complete control - even on slopes. Safety-focused, SmartMover electric tuggers feature anti-crush functionality, emergency stop, variable speed settings, and intuitive controls to keep operators, loads, and equipment safe.

For maximum versatility, there are various coupling options available, including a hydraulic clamp for total load security.



MasterMover.

Key features

Safety

- Warning horn, flashing beacon, performance monitoring, and emergency stop
- Intuitive parking brake stops loads, even on slopes
- Multiple speed settings for maximum control

Performance

- Two high-powered motors for consistent performance
- 180° steering angle provides precise handling
- Powerful performance both indoors, outdoors, and on slopes

Power


- Interchangeable, maintenance-free batteries for 24/7 operation
- Power display for real-time data
- Smart charging system to maximize battery longevity

Connection

- Secure and easy-to-use coupling options, including hydraulics
- Various coupling options for maximum flexibility
- Custom couplings available

Technical specification

Machine	SM100 TOW	LM100	SM100+	SM200+
Maximum load (on castors)	1,100 lbs.	2,200 lbs.	2,600 lbs.	4,400 lbs.
Maximum push force	981 N	981 N	1,079 N	1,570 N
Maximum pull force	981 N	981 N	1,079 N	1,570 N
Combined machine and battery weight	275 lbs.	154 lbs.	174 lbs.	329 lbs.
Maximum slope	10°	30°	30°	10°
Battery (Based on standard option)				
Maximum distance per charge	9.4 miles	5.8 miles	4.8 miles	2.6 miles
Charge time (External charger)	4 hrs 30 mins	4 hrs 30 mins	4 hrs 30 mins	5 hrs 30 mins
Charge time (Internal charger)	n/a	n/a	n/a	n/a



Compact +

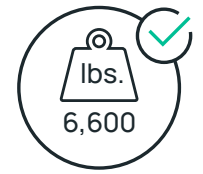
MasterTug

Consistent performance and maneuverability

The MasterTug series provides unrivaled maneuverability when moving heavy-wheeled loads weighing up to 6,600 lbs. Using a unique weight transfer principle, the MasterTug series can move heavy weights whilst retaining an incredibly compact machine footprint. The design makes the MasterTug series perfect for precise movements in confined spaces.

With ergonomic controls, lightweight steering, and an intuitive design, the MasterTug takes the strain and allows operators to move heavy loads with complete control. A secure coupling system maximizes load security and performance, guaranteeing total peace of mind.

MasterTug's powerful performance allows operators to push, pull, and steer loads with complete control whether indoors, outdoors, or even on slopes.



MasterMover.

Key features

Safety

- Warning horn, flashing safety light, emergency stop button and anti-crush button
- Speed control with an optional two-speed selector switch for maximum control
- Complete load security

Performance

- Powerful weight-moving capabilities through weight transfer
- Start, move and stop movement on slopes
- Optimized hydraulics guarantee a smooth connection and movement

Power

- AC motor optimizes speed and power
- Slide out, interchangeable batteries deliver 24/7 performance
- An optional Battery Protection System maximizes longevity

Connection

- Secure coupling system delivers controlled movement of loads
- Unique mast design enables operators to connect to loads at different heights
- CombiCoupling, BoxCoupling and custom connection options available

Technical specification

Machine	MT200	MT300+
Maximum load (on castors)	4,400 lbs.	6,600 lbs.
Maximum push force	1,373 N	2,060 N
Maximum pull force	1,373 N	2,060 N
Combined machine and battery weight	489 lbs.	628 lbs.
Maximum slope	8°	8°
Battery (Based on standard option)		
Maximum distance per charge	6.6 miles	7.3 miles
Charge time (External charger)	3 hrs 45 mins	5 hrs
Charge time (Internal charger)	3 hrs 45 mins	5 hrs



Compact +

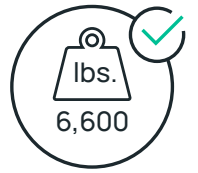
MasterTow

Compact tows for maximum performance

The compact MasterTow series of powerful, easy-to-use electric tow tuggers is ideally suited to towing loads weighing up to 6,600 lbs. The machines use their own weight for consistent traction and effortless movement of loads whether indoors, outdoors, or even on slopes.

With intuitive operator controls and safety built-in as standard, the series gives operators complete control when moving heavy loads. With a simple and effective coupling system, the MasterTow series guarantees load security and is perfectly suited to moving individual or multiple loads linked together.

Benefit from advanced control options with remote control for maximum operator visibility, and autonomous (AGV) solutions for maximum ROI and accurate repeatability.



Key features

Safety

- Warning horn, flashing light beacon, and emergency stop
- Multiple speed settings for complete control
- Machine crawl connection assist available for easy connection

Performance

- Powerful performance delivers high torque even at low speeds
- Optimized weight distribution for guaranteed traction
- Start, move and stop movement on slopes

Power

- High performance, interchangeable batteries for 24/7 operation
- Optional Battery Protection System maximizes battery life
- Lithium batteries available

Connection

- Easy and universal coupling options
- Lockable couplings to keep loads secure
- Variety of coupling options available

Technical specification

Machine	TOW200	TOW300
Maximum load (on castors)	4,400 lbs.	6,600 lbs.
Maximum push force	785 N	1,177 N
Maximum pull force	1,177 N	1,765 N
Combined machine and battery weight	826 lbs.	826 lbs.
Maximum slope	10°	10°
Battery (Based on standard option)		
Maximum distance per charge	10.3 miles	7.3 miles
Charge time (External charger)	5 hrs 30 mins	5 hrs 30 mins
Charge time (Internal charger)	5 hrs 30 mins	5 hrs 30 mins



Ongoing support


Our services



Servicing & maintenance

Keep your electric tuggers moving with planned maintenance to prevent downtime and protect your investment by extending machine life.

With flexible servicing packs, our service engineers provide scheduled maintenance and safety checks, backed by lifetime technical support and guaranteed parts delivery.



Custom solutions

Recognizing that every material handling requirement is different, our in-house Customer Engineering team is equipped to create custom solutions centred around your specific requirements.

If you need a custom solution, you're in safe hands with MasterMover.



Approved parts

Manufacturer-approved parts for quality assurance. By using genuine MasterMover parts, you benefit from guaranteed compatibility and superior quality, maximizing your electric tugger's service life and performance.

Compact +

Compact Range solutions in action

Want to explore how our **Compact Range** of electric tugger solutions could work for your site? Talk to us about:

- Visiting an existing customer
- Product demonstrations at MasterMover
- Arranging an on-site demonstration

Get in touch with our team today
[mastermover.com](https://www.mastermover.com)



Engineered
innovation.
Performance
guaranteed.

MasterMover®